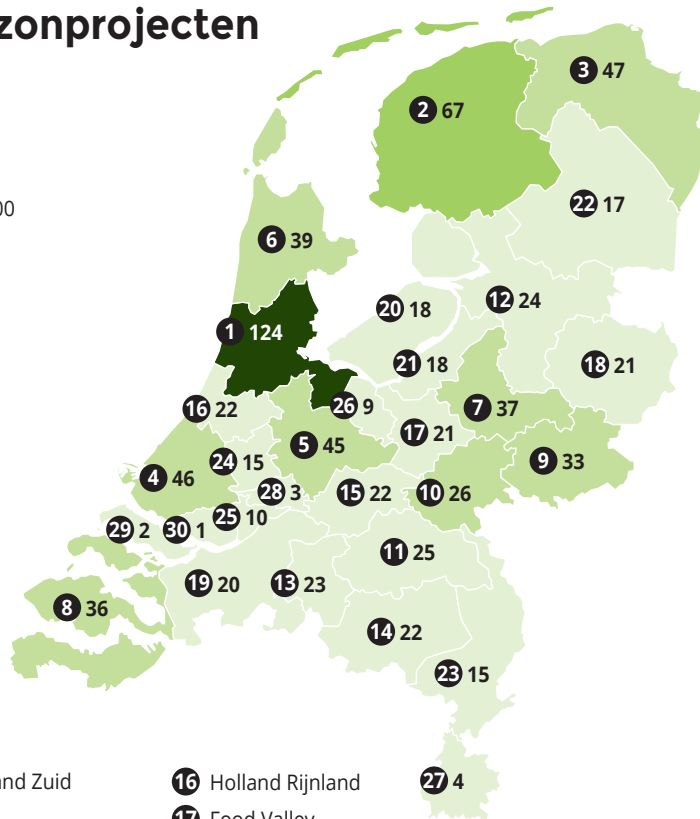


Coöperatieve zon- en windprojecten per RES-regio

De stand van zaken in 2020

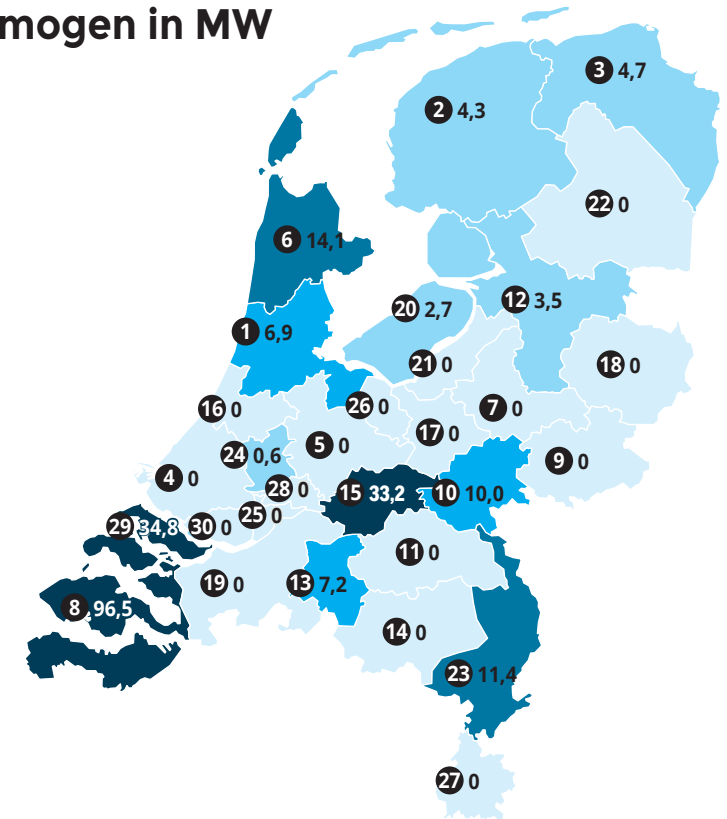
Aantal zonprojecten

- 0-25
- 26-50
- 51-75
- 76-100
- Meer dan 100

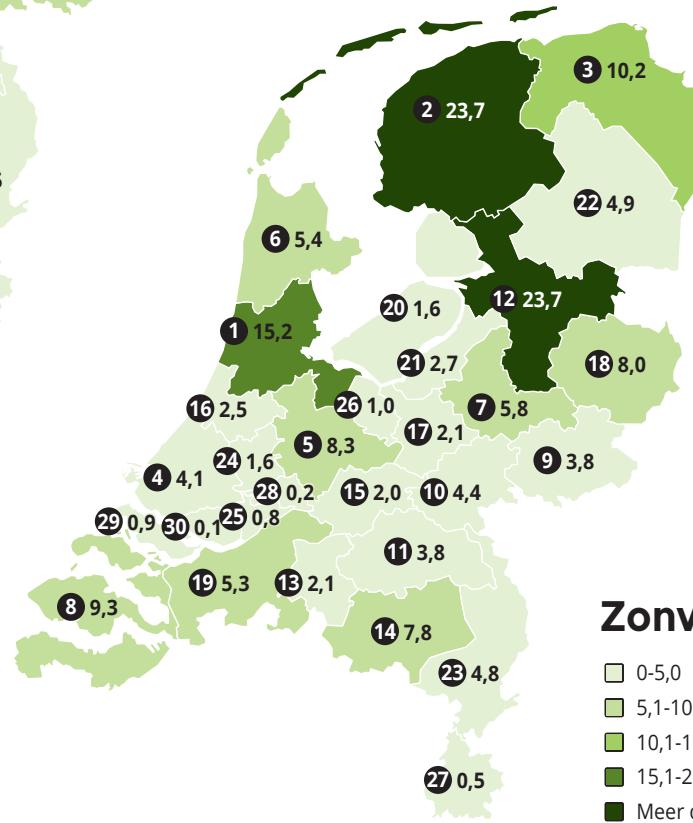


Windvermogen in MW

- 0
- 0,1-5,0
- 5,1-10,0
- 10,1-20,0
- Meer dan 20,0



- | | | |
|-----------------------------|-----------------------------|------|
| 1 Noord-Holland Zuid | 16 Holland Rijnland | 27 4 |
| 2 Friesland | 17 Food Valley | |
| 3 Groningen | 18 Twente | |
| 4 Rotterdam-Den Haag | 19 West Brabant | |
| 5 U16 | 20 Flevoland | |
| 6 Noord-Holland Noord | 21 Noord-Veluwe | |
| 7 Clean Tech regio | 22 Drenthe | |
| 8 Zeeland | 23 Noord- en Midden Limburg | |
| 9 Achterhoek | 24 Midden-Holland | |
| 10 Arnhem/Nijmegen | 25 Drechtsteden | |
| 11 Noordoost Brabant | 26 Amersfoort | |
| 12 West-Overijssel | 27 Zuid-Limburg | |
| 13 Hart van Brabant | 28 Alblasserwaard | |
| 14 Metropoolregio Eindhoven | 29 Goeree-Overflakkee | |
| 15 Rivierenland | 30 Hoeksche Waard | |



Zonvermogen in MWp

- 0-5,0
- 5,1-10,0
- 10,1-15,0
- 15,1-20,0
- Meer dan 20,0

